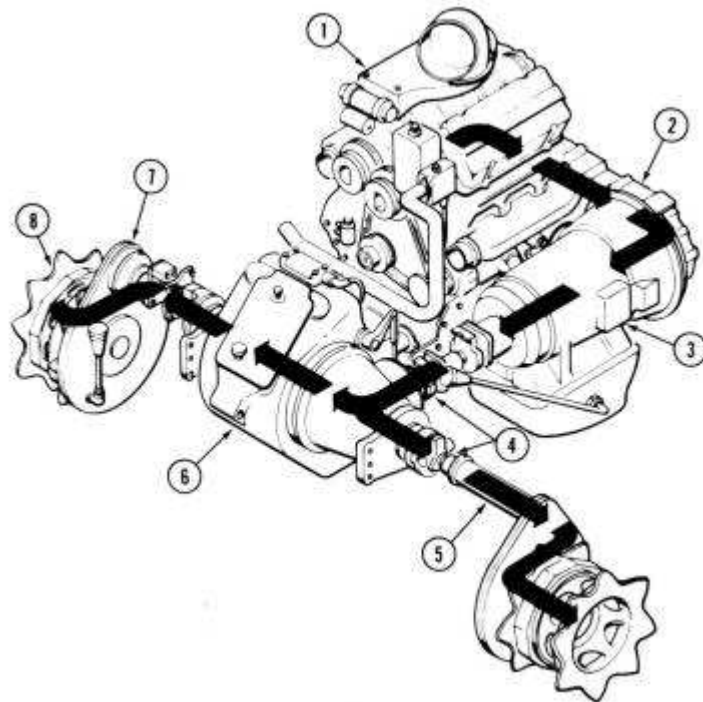
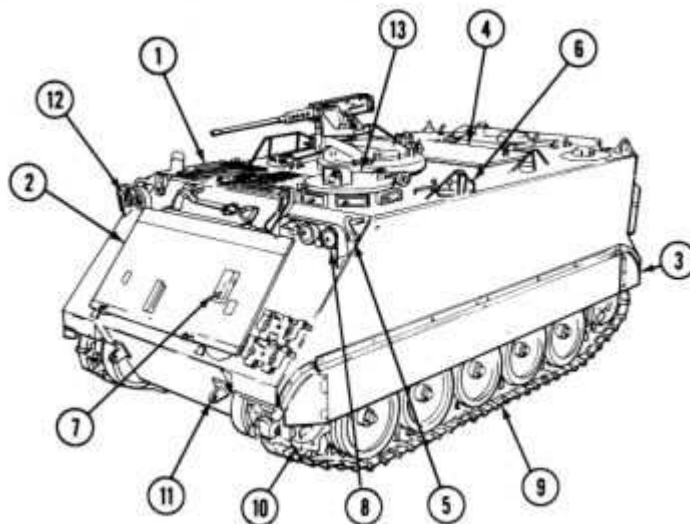


The Power Train



- | | |
|---------------------------|----------------------------------|
| 1. Diesel Engine | 5. Drive Shaft |
| 2. Transfer Gearcase | 6. Steering Control Differential |
| 3. Automatic Transmission | 7. Final Drive |
| 4. Universal Joint | 8. Track Drive Sprocket |

M113A1 Carrier - Left Front View

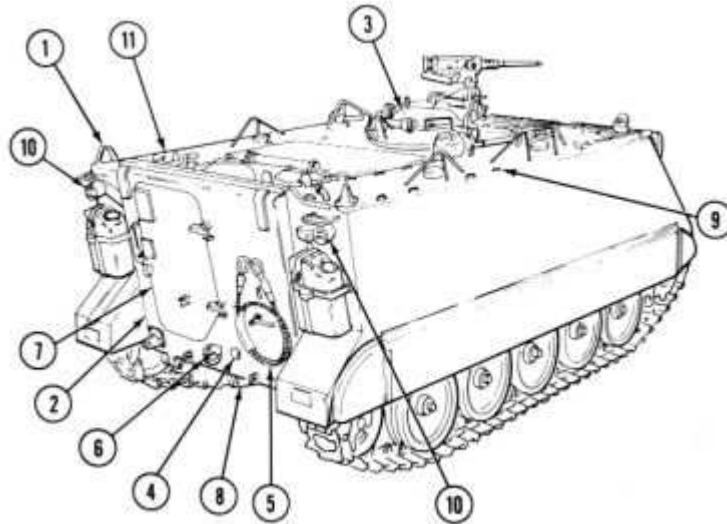


- | | |
|-------------------|---------------------------|
| 1. Exhaust Grille | 8. Left Headlight Cluster |
| 2. Trim Vane | 9. Track |
| 3. Track Shroud | 10. Drive Sprocket |
| 4. Cargo Hatch | 11. Towing Eye |

- 5. Front Lifting Eye
- 6. Fire Extinguisher Guard
- 7. Trim Vane Latch

- 12. Right Headlight Cluster
- 13. Driver's Hatch

M113A1 Carrier - Right Rear View



- 1. Rear Lifting Eye
- 2. Ramp
- 3. Commander's Cupola
- 4. Trailer Electrical Connector
- 5. Tow Cable
- 6. Tow Pintle

- 7. Ramp Door
- 8. Ramp Hinge
- 9. Tiedown Hook
- 10. Stoplight-Tailight
- 11. Fuel Cap Cover

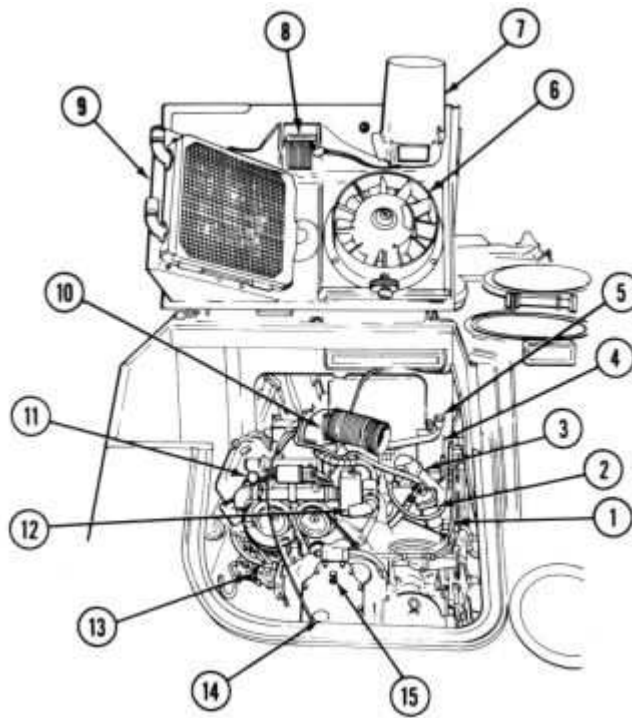
© Copyright 1999 - International Parts Supply

All Rights Reserved

If you have any questions about the layout of this website, please contact the webmaster.

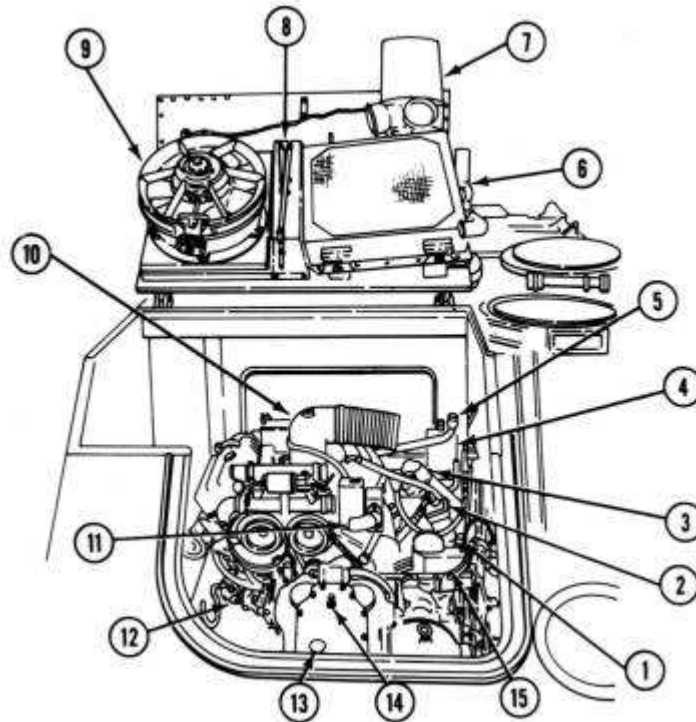
Webmaster: webmaster@ipscorpusa.com

Power Plant Compartment - M113A1, M577A1, M106A1, and M125A1



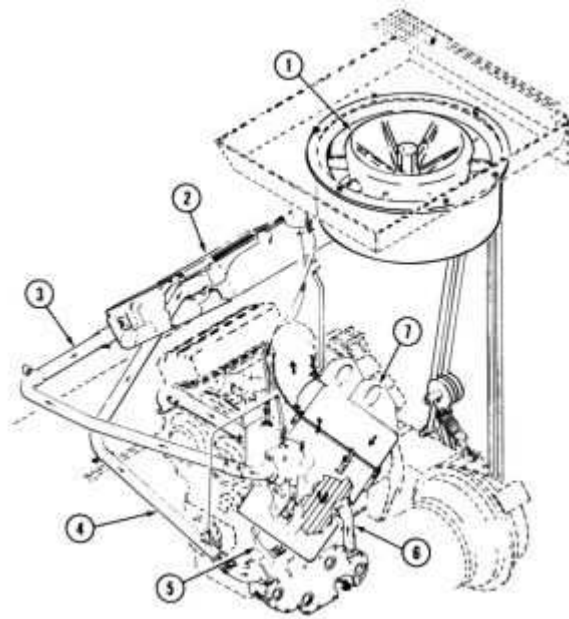
- | | |
|---|---|
| 1. Transmission Fill and Level Dipstick | 9. Radiator |
| 2. Differential Oil Filter | 10. Engine Air Inlet |
| 3. Engine Oil Filter | 11. Accumulator Pressure Gage (early models only) |
| 4. Ramp Hydraulic Tank | 12. Cooling Pump and Thermostat Housing |
| 5. Engine Oil Filter | 13. Starter Motor |
| 6. Cooling Fan | 14. Differential Fill and Level Dipstick |
| 7. Air Cleaner | 15. Differential Breather |
| 8. Rectifier (not used on later vehicles) | |

Power Plant Compartment - M113A2, M577A2, M106A2, and M125A2



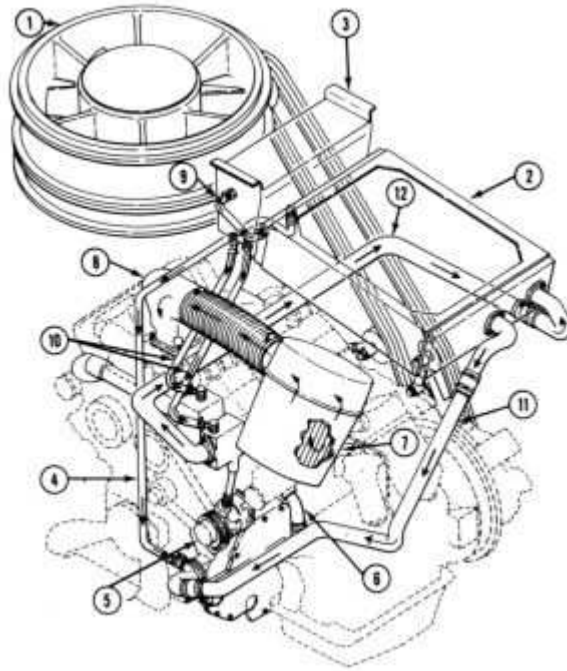
- | | |
|---|--|
| 1. Transmission Fill and Level Dipstick | 9. Fan Assembly |
| 2. Differential Oil Filter | 10. Engine Air Inlet |
| 3. Engine Oil Filter | 11. Cooling Pump and Thermostat Housing |
| 4. Ramp Hydraulic Tank | 12. Starter Motor |
| 5. Engine Oil Filter | 13. Differential Fill and Level Dipstick |
| 6. Radiator Assembly | 14. Differential Breather |
| 7. Air Cleaner | 15. Air Ventilator |
| 8. Auxiliary Radiator Tank | |

Cooling and Air Induction - M113A1, M577A1, M106A1, and M125A1



1. Fan Assembly
2. Radiator
3. Coolant Return Line
4. Differential - Transmission Oil Cooler Line
5. Coolant Pump
6. Oil Cooler to Power Plant Line
7. Air Cleaner

Cooling and Air Induction - M113A2, M577A2, M106A2, and M125A2



- | | |
|-----------------------------------|--|
| 1. Fan Assembly | 7. Air Cleaner |
| 2. Radiator | 8. Engine Air Inlet |
| 3. Auxiliary Tank | 9. Radiator to Auxiliary Tank Line |
| 4. Tank to Engine Inlet Line | 10. Auxiliary Tank to Thermostat Lines |
| 5. Coolant Pump | 11. Radiator Outlet to Engine Line |
| 6. Oil Cooler to Power Plant Line | 12. Engine Outlet to Radiator Line |

I

© Copyright 1999 - International Parts Supply

All Rights Reserved

I

If you have any questions about the layout of this website, please contact the webmaster.

Webmaster: webmaster@ipscorpUSA.com